
















KNOW YOUR FIRE EXTINGUISHERS

TYPE OF EXTINGUISHER		TYPE OF FIRE			RANGE	HOW TO OPERATE
		 ORDINARY COMBUSTIBLES - wood - paper - cloth, etc.	 FLAMMABLE LIQUIDS - gasoline - paints (oil based) - oils, etc.	 ELECTRICAL EQUIPMENT - motors - switches		
WATER	WATER PUMP TANK		NO	NO	9m to 12m	Place foot on footrest, pump handle and direct stream at base of flame. Pull pin, rupture cartridge if applicable, squeeze nozzle to release agent. Direct discharge at base of flames in a sweeping motion, then direct it gradually forward or at remaining material that is burning.
	STORED PRESSURE		NO	NO	9m to 12m	
CO ₂		NO			1m to 1.5m	
HALON					2.5m to 4.5m	
DRY CHEMICAL	ORDINARY	NO			1.5m to 6m	NOTE: All extinguishers require annual servicing or servicing after use.
	MULTI PURPOSE				5m to 7.5m	